



Understanding Grief in the Mind of a Teen

Unit of Study





Why Grief?



Into the Text



Stages of Grief

- 1) Have any of you experienced any kind of grief?
- 2) Do you think it is better to push the grief aside or use it as a tool to heal?
- 3) What are some ways people keep memories alive?
- 4) Have you ever heard of the “stages of grief” before? What do you think they are?




Short Clip

<https://youtu.be/8tGCjGKstEw?feature=shared>



When Great Trees Fall



Through the Text



Brown Bag

- 1) Out of the Brown Bag items you have heard throughout the week, which do you feel is the most significant to the novel?
- 2) Were there any moments you think might be important to the rest of the novel?
- 3) Have you seen any changes in Violet's sense of grief throughout the novel so far?
- 4) In what ways do you think Finch has helped Violet heal?

End of Unit



- In class discussion
- How does the impact the tree leave relate back to what we have read in the past days?
- What is the legacy that the tree/Finch/Eleanor left on the people and world around them?

Beyond the Text


If He had Been with Me

- Loss of friendship
 - Death
- Overcoming hardships




The Catcher in the Rye

- Loss, depression
- Dealing with death & mental health




The Lovely Bones

- Loss, recovery, healing
- Family struggle with grief



Bridge to Terabithia

- Friendship, loss, resilience
- Coming to terms with death





Contents of this template



You can delete this slide when you're done editing the presentation

<u>Fonts</u>	To view this template correctly in PowerPoint, download and install the fonts we used
<u>Used</u> and <u>alternative resources</u>	An assortment of graphic resources that are suitable for use in this presentation
<u>Thanks slide</u>	You must keep it so that proper credits for our design are given
<u>Colors</u>	All the colors used in this presentation
<u>Icons</u> and <u>infographic resources</u>	These can be used in the template, and their size and color can be edited
Editable presentation theme	You can edit the master slides easily. For more info, click <u>here</u>

For more info:
SLIDESGO | **BLOG** | **FAQs**

You can visit our sister projects:
FREEPIK | **FLATICON** | **STORYSET** | **WEPIK** | **VIDEVO**





Table of contents

01

Section

02

Section

03

Section

04

Section

05

Section

06

Section



One column

Do you know what helps you make your point clear? Lists like this one:

- They're simple
- You can organize your ideas clearly
- You'll never forget to buy milk!

You can replace the image. Just right-click on it and select "Replace image"



Three ideas



Jupiter

Jupiter is a gas giant and the biggest planet in the Solar System. It's the fourth-brightest object in the night sky and was named after the Roman god of the skies



Venus

Venus has a beautiful name and is the second planet from the Sun. It's terribly hot and its atmosphere is poisonous. It's the second-brightest natural object in the night sky



Saturn

Saturn is a gas giant and has several rings. This planet is composed mostly of hydrogen and helium. It's the sixth planet from the Sun and was named after a Roman god

Four ideas



Mars

Despite being red, Mars is actually a cold place. It's full of iron oxide dust, which gives the planet its reddish cast, and it's made of basalt



Venus

Venus has a beautiful name and is the second planet from the Sun. It's terribly hot and its atmosphere is extremely poisonous



Jupiter

Jupiter is a gas giant and the biggest planet in the Solar System. It's the fourth-brightest object in the night sky. It was named after a Roman god



Saturn

Saturn is a gas giant and has several rings. It's composed mostly of hydrogen and helium. It's the sixth planet from the Sun



Six ideas

Mars

Despite being red, Mars is actually a cold place. It's full of iron oxide dust, which gives the planet its reddish cast

Venus

Venus has a beautiful name and is the second planet from the Sun. It's terribly hot, even hotter than Mercury

Neptune

Neptune is the farthest planet from the Sun. It's also the fourth-largest planet by diameter in the Solar System

Earth

Earth is the third planet from the Sun and the only one that harbors life in the Solar System. We all live on this planet


Saturn

Saturn is a gas giant and has several rings. It's composed of hydrogen and helium. It's the sixth planet from the Sun

Jupiter

Jupiter is a gas giant and the biggest planet in the Solar System. It's the fourth-brightest object in the night sky





“This is a quote, words full of wisdom that
someone important said and can make
the reader get inspired”

—Someone Famous





333,000

The Sun's mass compared to Earth's

9h 55m 23s

Jupiter's rotation period

386,000 Km

Distance between Earth and the Moon



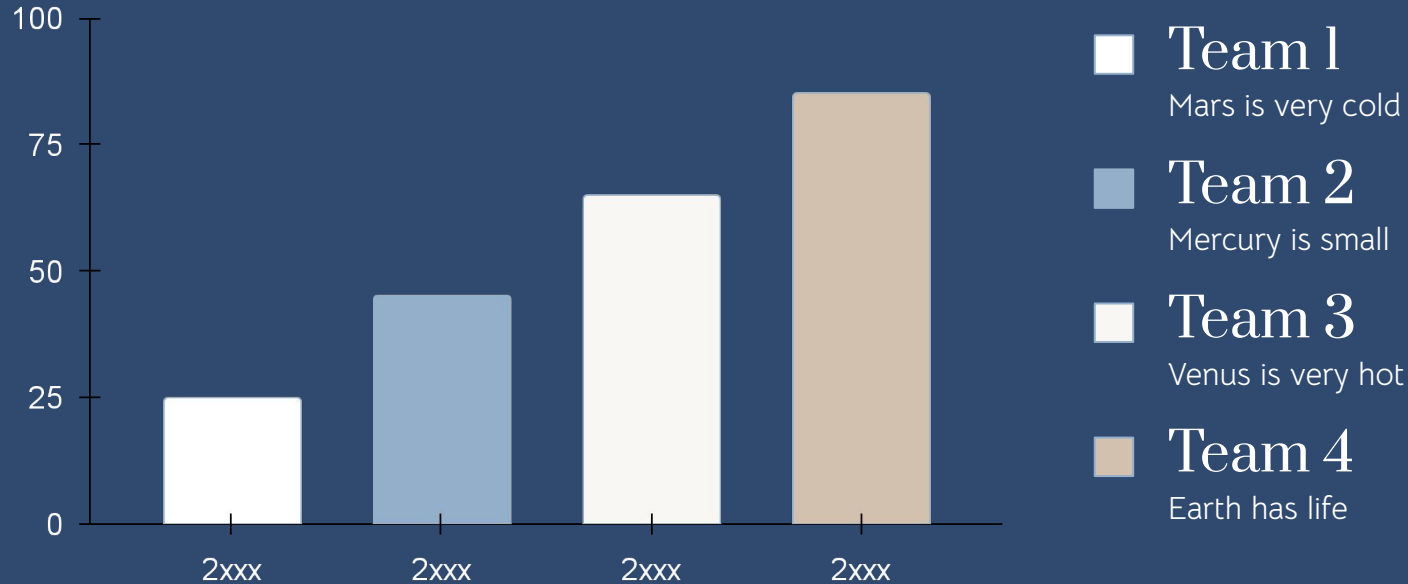


4,498,300,000

Big numbers catch your audience's attention



Column graph



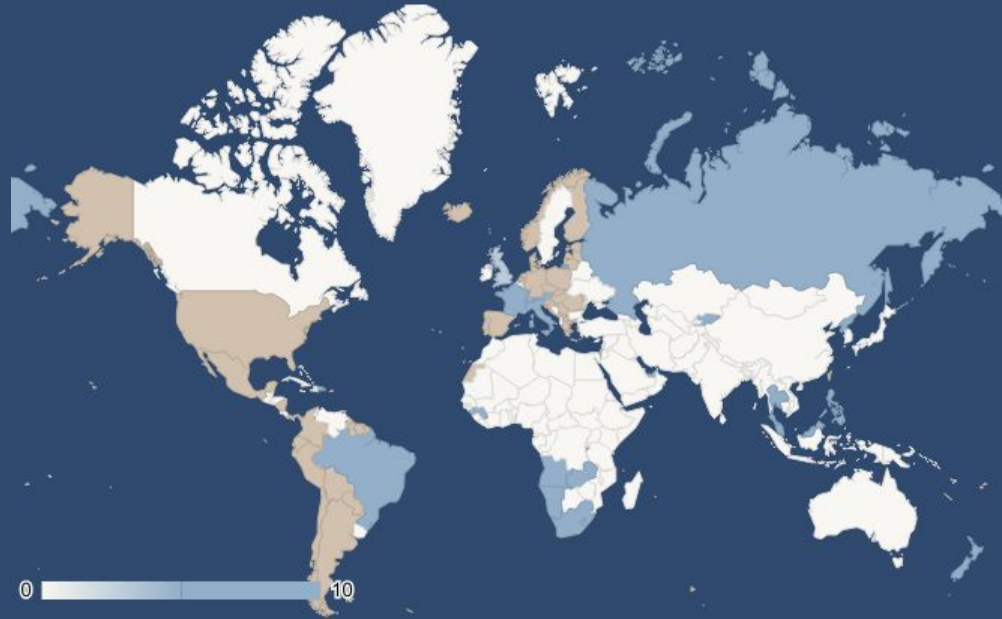
Follow the link in the graph to modify its data and then paste the new one here. [For more info, click here](#)

Map

Mars 
Mars is very cold

Mercury 
Mercury is small

Venus 
Venus is very hot




Follow the link in the map to modify its data and then paste the new one here. [For more info, click here](#)




Table



	Team A	Team B	Team C	Team D	Team E	Team F
Mercury	XX	XX	XX	XX	XX	XX
Mars	XX	XX	XX	XX	XX	XX
Saturn	XX	XX	XX	XX	XX	XX
Venus	XX	XX	XX	XX	XX	XX
Jupiter	XX	XX	XX	XX	XX	XX
Earth	XX	XX	XX	XX	XX	XX
Moon	XX	XX	XX	XX	XX	XX







Timeline



Step 1

Venus is a hot planet



Step 2

Mercury is very small



Step 3

Mars is made of basalt



Step 4

Jupiter is a gas giant



Step 5

Saturn has rings



Step 6

We live on the Earth



Step 7

Neptune is an ice giant



Step 8

The Sun is a star



Organizational chart

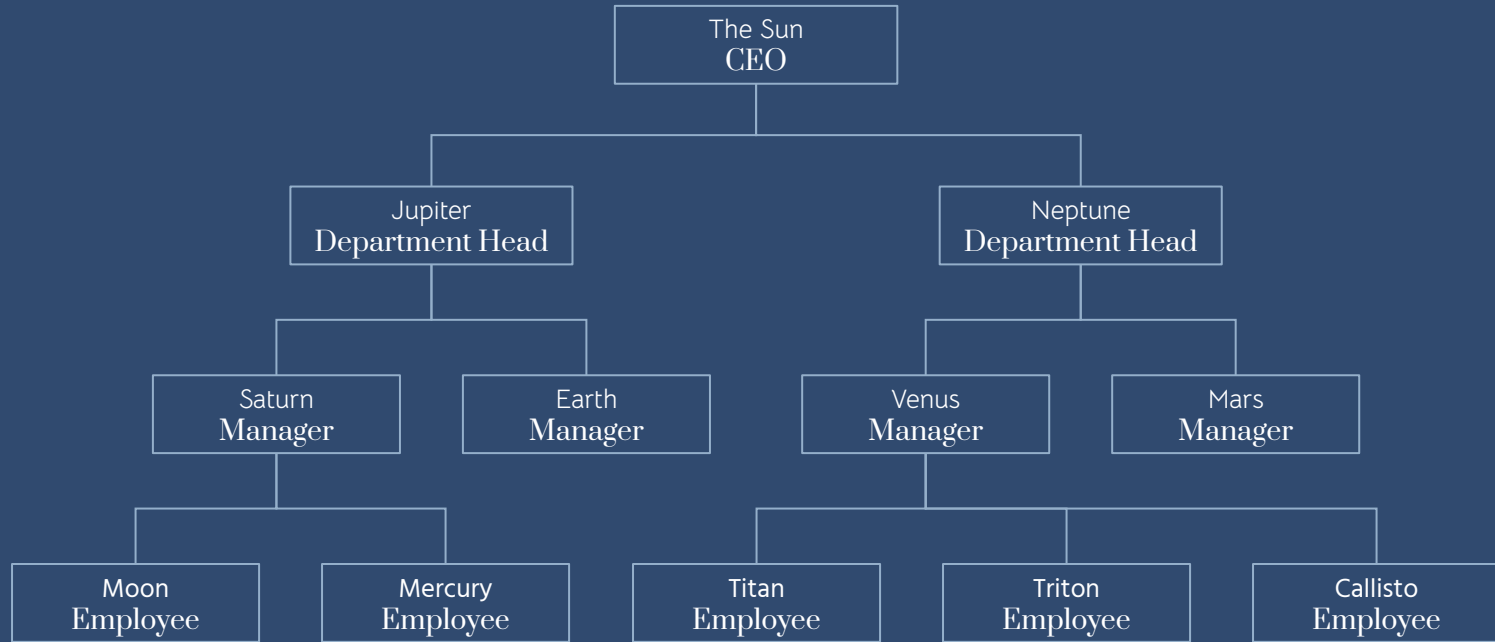


Photo showcase

You can replace the images on the screen with others. Just right-click on any of them and select "Replace image"



Thanks!

Do you have any questions?

youremail@freepik.com

+34 654 321 432

yourwebsite.com



CREDITS: This presentation template was created by **Slidesgo**, and includes icons by **Flaticon**, and infographics & images by **Freepik**

Please keep this slide for attribution

Icon pack



Alternative resources

Here's an assortment of alternative resources whose style fits that of this template:

- [Hand drawn sparkling star collection](#)







Resources

Did you like the resources used in this template? Get them on these websites:

Photos

- [Teammates working late at the office](#)
- [Empowered business people discussing](#)
- [Colleagues working together on project](#)
- [Industrial designers working on 3d model](#)

Icons

- [Icon Pack: Business | Lineal](#)



Instructions for use

If you have a free account, in order to use this template, you must credit [Slidesgo](#) by keeping the [Thanks](#) slide. Please refer to the next slide to read the instructions for premium users.

As a Free user, you are allowed to:

- Modify this template.
- Use it for both personal and commercial projects.

You are not allowed to:

- Sublicense, sell or rent any of Slidesgo Content (or a modified version of Slidesgo Content).
- Distribute Slidesgo Content unless it has been expressly authorized by Slidesgo.
- Include Slidesgo Content in an online or offline database or file.
- Offer Slidesgo templates (or modified versions of Slidesgo templates) for download.
- Acquire the copyright of Slidesgo Content.

For more information about editing slides, please read our FAQs or visit our blog:

<https://slidesgo.com/faqs> and <https://slidesgo.com/slidesgo-school>

Instructions for use (premium users)

As a Premium user, you can use this template without attributing [Slidesgo](#) or keeping the "[Thanks](#)" slide.

You are allowed to:

- Modify this template.
- Use it for both personal and commercial purposes.
- Hide or delete the "Thanks" slide and the mention to Slidesgo in the credits.
- Share this template in an editable format with people who are not part of your team.

You are not allowed to:

- Sublicense, sell or rent this Slidesgo Template (or a modified version of this Slidesgo Template).
- Distribute this Slidesgo Template (or a modified version of this Slidesgo Template) or include it in a database or in any other product or service that offers downloadable images, icons or presentations that may be subject to distribution or resale.
- Use any of the elements that are part of this Slidesgo Template in an isolated and separated way from this Template.
- Register any of the elements that are part of this template as a trademark or logo, or register it as a work in an intellectual property registry or similar.

For more information about editing slides, please read our FAQs or visit our blog:

<https://slidesgo.com/faqs> and <https://slidesgo.com/slidesgo-school>

Fonts & colors used

This presentation has been made using the following fonts:

Bellota Text

(<https://fonts.google.com/specimen/Bellota+Text>)

Hind Siliguri

(<https://fonts.google.com/specimen/Hind+Siliguri>)

#ffffff

#304a6f

#284164

#94afca

#f8f7f3

#d1c1ae

Storyset

Create your Story with our illustrated concepts. Choose the style you like the most, edit its colors, pick the background and layers you want to show and bring them to life with the animator panel! It will boost your presentation. Check out [how it works](#).



Pana



Amico



Bro




Rafiki



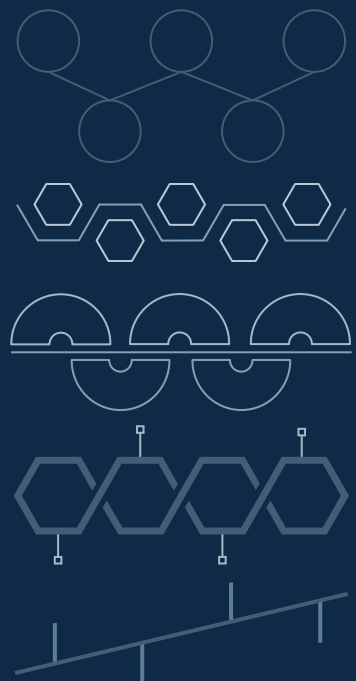
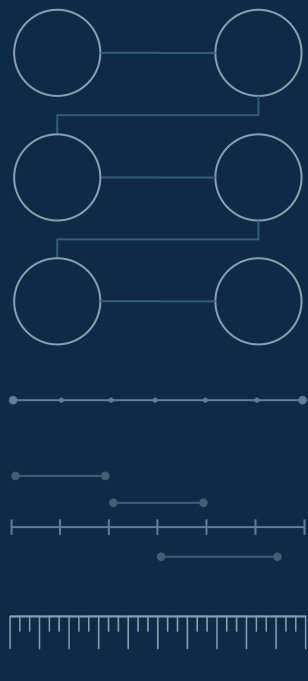
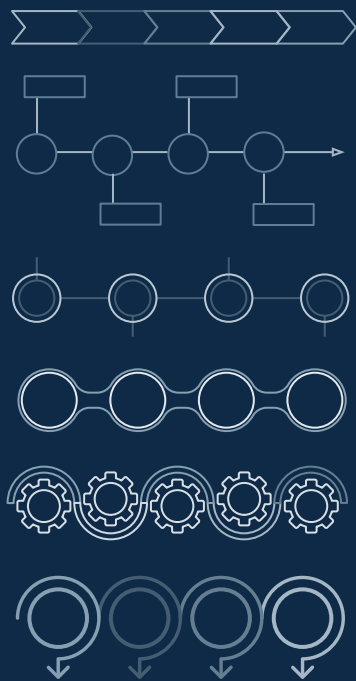
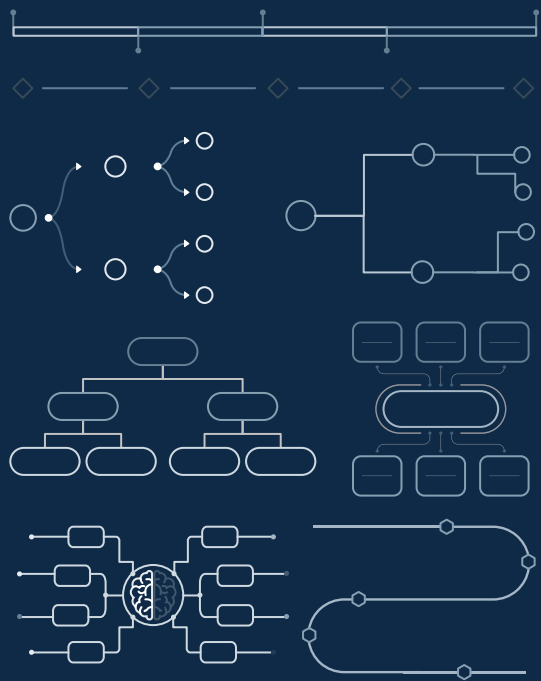
Cuate

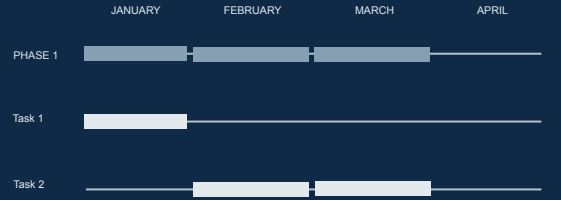

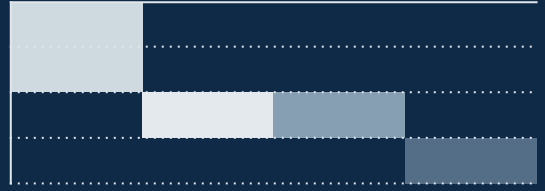


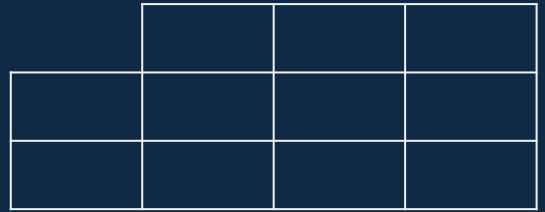
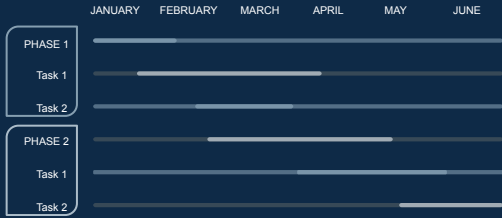
Use our editable graphic resources...

You can easily **resize** these resources without losing quality. To **change the color**, just ungroup the resource and click on the object you want to change. Then, click on the paint bucket and select the color you want. Group the resource again when you're done. You can also look for more **infographics** on Slidesgo.

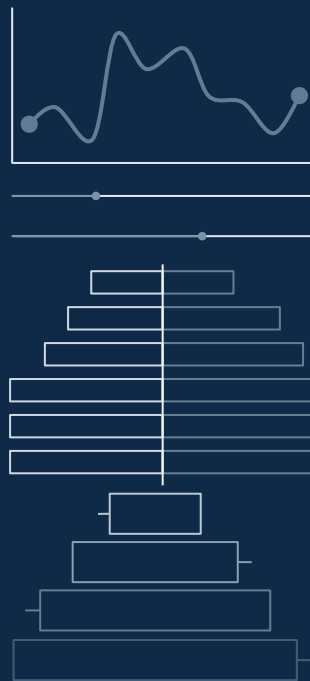
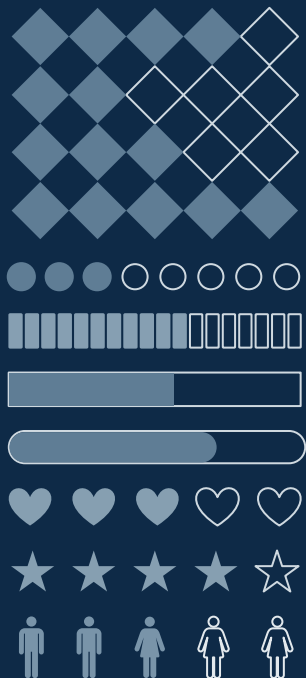













...and our sets of editable icons

You can **resize** these icons without losing quality.

You can **change the stroke and fill color**; just select the icon and click on the **paint bucket/pen**.

In Google Slides, you can also use **Flaticon's extension**, allowing you to customize and add even more icons.



Educational Icons



Medical Icons



Business Icons



Teamwork Icons



Creative Process Icons



Performing Arts Icons



Nature Icons



SEO & Marketing Icons



